

ELEKTRA

IN-FLOOR HEATING MAT

FLOOR HEATING SYSTEM

ELEKTRA heating mats may be used under any type of floor suitable for heating; i.e. under a floor which radiates heat easily, such as floor tiles, stone, slate, polished concrete, low pile carpet or some wooden floor panels. An in-floor heating mat is a very effective system of room heating. For a room, with good thermal insulation, **ELEKTRA** heating mats may be used as the primary heating system. This is the fastest, simplest and most effective system for heating rooms or just selected locations, for a minimum outlay of time and cost.

SIMPLE INSTALLATION, COMFORTABLE, ECONOMICAL AND SAFE

UNDERTILE HEATING MATS - 10 YEAR WARRANTY


MODEL NO.	WATTAGE	W X L	AREA
SIETXMD.5/2	HEATING MAT 160WATT	.05M X 2M	1M ²
SIETXMD.5/3	HEATING MAT 240WATT	.05M X 3M	1.5M ²
SIETXMD.5/4	HEATING MAT 320WATT	.05M X 4M	2M ²
SIETXMD.5/5	HEATING MAT 400WATT	.05M X 5M	2.5M ²
SIETXMD.5/6	HEATING MAT 480WATT	.05M X 6M	3M ²
SIETXMD.5/7	HEATING MAT 560WATT	.05M X 7M	3.5M ²
SIETXMD.5/8	HEATING MAT 640WATT	.05M X 8M	4M ²
SIETXMD.5/9	HEATING MAT 720WATT	.05M X 9M	4.5M ²




P.A.P.

Heating Solutions

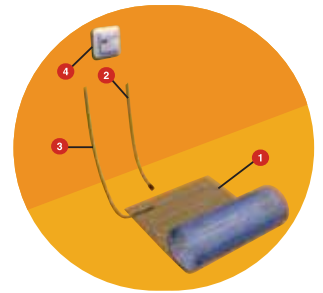
- Elektra heating mats are fixed directly to a prepared floor surface with floor tile cement, (where the application is under tiles)
- The mat can be easily shaped to suit the floor layout. No special tools are required
- An electronic thermostat 4 event clock with floor sensing probe for efficient temperature control is included with your Elektra Heating Mat
- The electrical work must be carried out by a licensed electrician
- The power supply MUST have earth leakage protection eg. a safety switch
- Achieves warm, dry floor in a short time
- Maintenance free



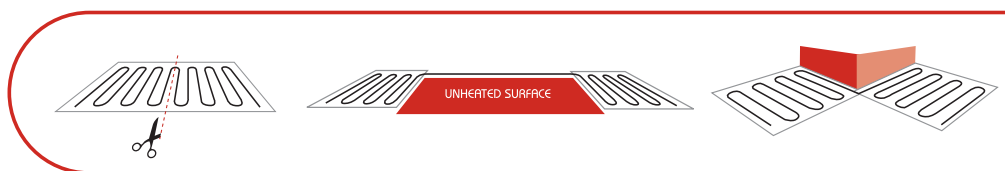
Installation of heating mats does not require professional knowledge or use of special equipment. They can be installed on any pre-cleaned and dry base.



Heating mats are laid under the floor tile cement, (where the application is under tiles).



- 1 Heating mat
- 2 Temperature sensor (must be positioned between 2 heating cables)
- 3 Heating mat cold tail
- 4 Temperature controller/thermostat



EXAMPLES OF HEATING FLOOR MAT LAYOUT



Heating Solutions



10 YEAR GUARANTEE